

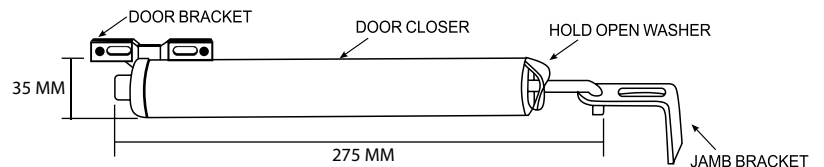
Screen Door Closers

- Smooth pneumatic operation
- Surface mounted
- Easy to install
- Door hold open feature
- Suits either left or right hand doors
- Suitable for screen door or security doors up to 20 Kg
- Furniture body: Aluminium

Screen Door Closers

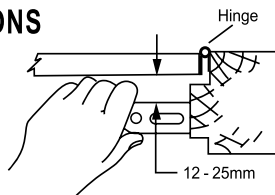


Product Code	Description	Finish	Ctn qty	Pack	Price
SDC6-S	SCREEN DOOR CLOSER -SILVER up to 20 kgs	SIL	1/20	VP	POA
SDC6-B	SCREEN DOOR CLOSER -BLACK up to 20 kgs	BLK	1/20	VP	POA

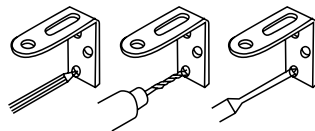


INSTALLATION INSTRUCTIONS

Hold jamb bracket against hinge side jamb, 25mm down from frame head with a gap between door and bracket of 12-25mm.




Mark and drill 3 holes, 3mm dia. and fix bracket to jamb using 25mm screws

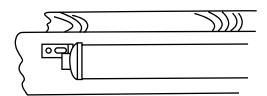


If self latching required:

Align groove in piston rod with end of cylinder and hold with hold open washer. Close screen door and engage latch. Place the end of the rod into jamb bracket and tongue of closer into the door bracket.

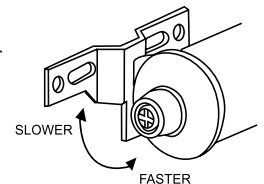


Position door bracket level on door and mark slotted hole. Remove closer and drill 3mm hole in centre of slot and fix bracket to door with 12mm screw.



If self latching is not required: Position door bracket an additional 12mm away from jamb.

Disengage hold open washer and try closer for correct operation. Adjust closing speed by turning speed regulator screw at end of door closer.



When satisfied drill hole in round hole and fix with 12mm screw. Tighten both screws.

