

3: Commercial Door Hardware

Narrow Style Plate Furniture

Solid 304 Stainless Steel Handle & Body

Office Entrance Lock Package

Image	External	Internal	Cylinder	Kaba Mortice	Lock Set
	 NP201ET-S FRONT	 NP201ET-S BACK	 V570 / W SC KD or KA 	 SBM2SCP	 NPK201OE-S

Office Entrance Lock -NPK201OE-S *Square End*

Outside: Operative except when locked by outside key or inside turn.

Inside: Turn locks and unlocks outside handle. Inside handle always operative.

Image	External	Internal	Cylinder	Kaba Mortice	Lock Set
	 NP101ET-R FRONT	 NP101ET-R BACK	 V570 / W SC KD or KA 	 SBM2SCP	 NPK101OE-R

Office Entrance Lock-NPK101OE-R *Round End*

Outside: Operative except when locked by outside key or inside turn.

Inside: Turn locks and unlocks outside handle. Inside handle always operative.

3: Commercial Door Hardware

Narrow Style Plate Furniture

Solid 304 Stainless Steel Handle & Body

Passage Function Lock

Image	External	Internal	Kaba Mortice	Lock Set
	 NP202P-S FRONT	 NP202P-S BACK	 SBM2SCP	 NPK202P-S

Passage Function Lock-NPK202P-S *Square End*

Outside: Always operative.

Inside: Always operative.

Image	External	Internal	Kaba Mortice	Lock Set
	 NP102P-R FRONT	 NP102P-R BACK	 SBM2SCP	 NPK102P-R

Passage Function Lock-NPK102P-R *Round End*

Outside: Always operative.

Inside: Always operative.

3: Commercial Door Hardware

Narrow Style Plate Furniture

Solid 304 Stainless Steel Handle & Body

Vestibule Lock Function

Image	External	Internal	Cylinder	Kaba Mortice	Lock Set
	<p>NP201ET-S FRONT</p>	<p>NP201ET-S BACK</p>	<p>V570 / X SC KD or KA</p>	<p>SBM2SCP</p>	<p>NPK201V-S</p>

Vestibule Lock Function-NPK201V-S

Square End

Outside: operative except when locked by outside key or inside turn.

Inside: Turn locks and unlocks outside handle. Inside handle always operative.

Image	External	Internal	Cylinder	Kaba Mortice	Lock Set
	<p>NP101ET-R FRONT</p>	<p>NP101ET-R BACK</p>	<p>V570 / X SC KD or KA</p>	<p>SBM2SCP</p>	<p>NPK101V-R</p>

Vestibule Lock Function-NPK101V-R

Round End

Outside: Operative except when locked by outside key or inside turn.

Inside: Turn locks and unlocks outside handle. Inside handle always operative.

3: Commercial Door Hardware

Narrow Style Plate Furniture

Solid 304 Stainless Steel Handle & Body

Storeroom Function Lock

Image	External	Internal	Cylinder	Kaba Mortice	Lock Set
	 NP2015-S FRONT	 NP2015-S BACK	 V570 / X SC KD or KA X	 SBM2SCP	 NPK2015-S

Storeroom Function Lock-NPK2015-S

Square End

Outside: Key operates bolt at all times. Handle always operative.

Inside: Handle always operative.

Image	External	Internal	Cylinder	Kaba Mortice	Lock Set
	 NP1015-R FRONT	 NP1015-R BACK	 V570 / X SC KD or KA X	 SBM2SCP	 NPK1015-R

Storeroom Function Lock-NPK1015-R

Round End

Outside: Key operates bolt at all times. Handle always operative.

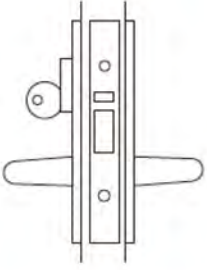






Inside: Handle always operative.

3: Commercial Door Hardware

Narrow Style Plate Furniture

Solid 304 Stainless Steel Handle & Body

Classroom Function Lock

Image	External	Internal	Cylinder	Kaba Mortice	Lock Set
	 NP2015-S FRONT	 NP2015-S BACK	 V570 / Z SC KD or KA  Z	 SBM2SCP	 NPK201C-S

Classroom Lock Function-NPK201C-S

Square End

Outside: Key locks and unlocks handle. Handle operative except when locked by outside key.

Inside: Handle always operative.

Image	External	Internal	Cylinder	Kaba Mortice	Lock Set
	 NP1015-R FRONT	 NP1015-R BACK	 V570 / Z SC KD or KA  Z	 SBM2SCP	 NPK101C-R

Classroom Lock Function-NPK101C-R

Round End

Outside: Key locks and unlocks handle. Handle operative except when locked by outside key.

Inside: Handle always operative.